



kitka

PRODUCT
CATALOG
2017

MATERIAL

Polyurethane (PU) holds are lighter, stronger and more impact resistant than traditional polyester (PE) holds. PE holds offer a more rock like feel and ultimate wear resistance.

SHAPES & SURFACES

Kitka holds are shaped for climbing with minimalistic Scandinavian design. The shapes are hand friendly and the surface is grippy yet easy on the skin. Just add a bit of chalk and you're good to go!

MOUNTING

Bolt-on holds can be tightened either with cap-head or countersunk bolts. Most of the holds also include an additional screw hole to prevent spinning.

All bolt and screw holes are equipped with stainless steel re-inforcements, which hold up with the demands of chemical washing.



Colours



Red



Orange



Yellow




Green



Purple



Blue



White



Grey



Black




Fluoro
Orange




Fluoro
Green



Fluoro
Pink



Fluoro
Yellow



Half Dome

Half Dome Bundle (PU)



Style: edge, feet, jug, sloper

Description: Includes all the holds of the Half Dome family. 38 holds in total. Name and idea for the holds came obviously from Yosemite National Park's famous granite formation.

Size: Feet - Oversize L

Rating: Easy - Moderate



Half Dome - Big Chill



Style: edge, sloper

Description: Is our biggest hold yet. Edges with different angles makes this monster such a fun challenge.

Size: S - M

Rating: Hard



Half Dome - Arcturas



Style: edge

Description: includes 8 medium size edges. Edge angles varies from sloping edges to slight incuts.

Size: M

Rating: Moderate.



Half Dome - Repo Man



Style: edge

Description: set of large (high) edges. Edge angles varies from positive to negative.

Size: M-L

Rating: Moderate



Half Dome - Shadows



Style: edge

Description: Large hollowback holds with different edge angles.

Size: XL-Mega

Rating: Moderate



Half Dome - Bushido



Style: edge

Description: include 4 Mega sized juggy edges. These ergonomic big holds are made for big moves.

Size: Mega

Rating: Moderate



Half Dome - Artic Sea



Style: edge

Description: Includes 3 Mega size edges. These large juggy edges are so much fun!

Size: Mega

Rating: Moderate



Half Dome - Zenith



Style: edge

Description: Oversized edge or jug

Size: Oversize M

Rating: Moderate



Half Dome - Jet Stream

Style: edge

Description: is a big thin edge sloping edge. This is perfect hold for delicate match moves.

Size: Oversize S

Rating: Hard



Half Dome - Feet

Style: Feet

Description: small bolt-on feet holds

Size: Feet

Rating: Moderate



Mare

Mare Rings Bundle (PU)



Style: edge, crimp

Description: includes all the Mare Rings sets. Difficult holds with a weird look, what more can you ask for?

Size: S - XL

Rating: Moderate - Hard



Mare Rings - S



Style: crimp, edge

Description: The most difficult shapes in all the three Mare Rings sets. These guys will make you crimp hard! The upside is that you won't hear any annoying beta over your pulleys begging for mercy.

Screw mount only.

Size: S - M

Rating: Hard



Mare Rings - M

Style: edge

PU

Description: The easiest of the three Mare Rings sets. This set is very versatile. You can pinch, crimp and go open hand or you can slip off if you want to. It's up to you. Screw mount only, so you can stick 'em where you want!

Size: S - L

Rating: Moderate.



Mare Rings - L

Style: edge

PU

Description: The largest and easiest of the three Mare Rings sets. Edge angles vary from slopers to incuts. You can set unbelievably awkward match moves with these holds. Screw mounted only, so you can set 'em exactly where you want.

Size: L-XL

Rating: Moderate



Space

Space Bundle

PU

Style: edge, slope

Description: Includes all holds of Space product family. A perfect set for setting hard problems and routes.

Size: M - Oversize L

Amount: 52 pcs

Rating: Hard





Space Oversize - L

PU

Style: slope, edge

Description: A very weird shape that allows different kinds of movement. You can set it to force multiple moves on single hold. Looks like a nut - just the thread's missing!

Size: Oversize L

Rating: Hard



Space Oversize - M

PU

Style: slope, edge

Description: A big hold with lots of possibilities. There's a thousand ways to grab this guy. Hollow back.

Size: Oversize M

Rating: Hard



Space Oversize - S

PU

Style: slope, edge

Description: A very long oversize hold that works in (at least) two ways: either as a relatively good edge or a very difficult sloping edge with a groove for your finger tips.

Size: Oversize S

Rating: Hard



Space Blocks - Mega

PU

Style: slope, edge

Description: Large holds for bouldering. Perhaps a little bit easier angles than Space Blocks XL, but not much. The usual Space groove is there for that little bit of extra grip. Hollow back.

Size: MEGA

Rating: Hard



Space Blocks - XL

PU

Style: slope, edge

Description: Large but low profile holds with sloping edges on all sides. A small groove on one edge gives a little extra grip but you have to hit it just right. Hollow back.

Size: XL

Rating: Hard



Space Blocks - L

PU

Style: slope, edge

Description: Versatile L sized hand holds with incut and sloping edges. Small groove on the sloping side for those who love to crimp.

Size: L-XL

Rating: Hard



Space Flat Heads

PU

Style: slope, edge

Description: Easiest holds of the Space product family. Some can be pinched, some even have an incut edge.

Size: MEGA

Rating: Moderate, Hard



Space Edges

PU

Style: edge

Description: Versatile thin multi-faceted edges. Quite hard.

Size: M

Rating: Hard



Space Edges Long


PU

Style: edge

Description: Difficult sloping edges with room to match. Very good for wall corners and plywood boxes.

Size: M

Rating: Hard



Space Short Edges

PU

Style: edge

Description: Versatile and tricky. Sloping edges with a small groove for the fingertips.

Size: M

Rating: Hard



Space Feet - Nano

PU

Style: feet

Description: Very small one screw foot holds. Small and tricky with one good edge. Very good for developing foot technique. Absolute favourites at our home gym!

Size: Feet

Rating: Hard



Granite

Granite Bundle (PU)

PU

Style: edge

Description: Includes all holds of Granite PU product family. A perfect set for setting routes of easy to moderate difficulty.

Amount: 70 pcs

Rating: Moderate



Granite Bundle (PE)

PE

Style: edge

Description: Includes all holds of Granite PE product family. A perfect set for setting routes of easy to moderate difficulty.

Amount: 58 pcs

Rating: Moderate



Granite Oversize - M

PU

Style: slope, edge

Description: There are two ways to grab this guy: hang on comfortably on the BIG granite edge on one side or desperately try to keep your hands on the sloping curve on the other side. It is big but light-weight and it looks cool.

Size: Oversize M

Rating: Moderate, Hard



Granite Oversize - S

PU

Style: slope, edge

Description: A triangle shape with three sides of different angles from a slope to a slight incut. Very versatile hold. Granite look and hollowback.

Size: Oversize S

Rating: Moderate, Hard



Big Sticks

PU

PE

Style: edge

Description: These long edges have a granite look and they climb a bit like real rock. The edge angles change along the length of the shapes so you often end up finding a compromise between keeping the grip and having the reach for the next move.

Size: L-XL

Rating: Moderate



Granite Plates



Style: edge

Description: Large flat plates with plenty of room to match. Incut and straight angles with granite look.

Size: XL-MEGA

Rating: Moderate



Granite Edges - L



Style: edge, slope, pinch

Description: Ergonomic holds with granite texture. How about that! Slightly positive edges with some incut sections.

Size: L

Rating: Moderate



Granite Incuts



Style: pinch, edge

Description: Incut edges with granite look. A bit thicker and much easier than granite edges.

Size: M

Rating: Moderate



Granite Edge



Style: edge

Description: Thin edges with granite look. Comfortable open hand grips. Mounting with bolts or with screws.

Size: M

Rating: Moderate, Hard



Granite Pinch



Style: pinch, edge

Description: Really nice thin pinches with granite look. Varied edge angles and difficulty. Mounting with bolts or with screws.

Size: M

Rating: Moderate



Granite Rocks



Style: edge

Description: Small bolt on holds with granite look. Good stuff for easy to moderate routes. They work also well as super easy footholds for beginners.

Size: S-M

Rating: Easy, Moderate



Granite Feet - Mini



Style: feet, crimp

Description: Yet another set of foot holds that seem to be popular also as hand holds. They are excellent foot holds nonetheless.

Size: XS. Feet

Rating: Moderate



Granite Feet - Micro



Style: feet, crimp

Description: Small feet or very small crimps. Mounting with 2 screws

Size: XS. Feet

Rating: Hard





Scandinavia

Scandi Bundle All (PU)



Style: jugs, edge, slope, pinch

Description: A lot of holds with just one click. Enough to set two routes or bunch of boulders.

Amount: 105 pcs

Rating: Easy



Scandi Bundle All (PE)



Style: jugs, edge, slope, pinch

Description: A lot of holds with just one click. Includes all the bolt-on holds from Scandi family. Enough to set a 20m long route or bunch of boulders.

Amount: 83 pcs

Rating: Moderate



Scandi Bundle Easy



Style: jugs, pinch, edge

Description: A superb set for a long easy route. Includes the following sets: Fat pinches, Scandi Ergo Jugs Mega, Scandi jugs Mega, Scandi Two Hand jugs, Scandi jugs L, Scandi jugs M, Scandi pinches L, Scandi pinches M, Scandi round, Scandi round edges, Scandi feet mini.

Amount: 58 pcs

Rating: Easy



Scandi Round



Style: edge

Description: Very ergonomic and comfortable small holds. Harder than Scandi Jugs M.

Size: M

Rating: Easy, Moderate



Scandi Ergo Jugs - Mega



Style: jug

Description: Very, very ergonomic, comfy and BIG jugs.

Size: Mega

Rating: Easy



Scandi Jugs - Mega



Style: jug

Description: Very, very ergonomic and comfy jugs with minimalistic look and design.

Size: Mega

Rating: Easy



Scandi Two Hand Jugs



Style: jug

Description: These big jugs are made for match moves.

Size: M - Mega

Rating: Easy



Scandi Jugs - L



Style: jug

Description: Very, very ergonomic and comfy jugs with minimalistic look and design.

Size: L

Rating: Easy



Scandi Jugs - M



Style: mini jug

Description: The base for easy & medium routes. Ergonomic and easy mini jugs.

Size: M

Rating: Easy



Scandi Fat Pinches



Style: pinch, slope

Description: Pinches for big hands or slopers for small.

Size: Mega

Rating: Hard



Scandi Round Edges



Style: edge, slope

Description: Simple and straightforward round edges. Very comfortable and ergonomic. Adds a bit of difficulty to the otherwise quite easy Scandinavia range.

Size: S-L

Rating: Moderate



Scandi Pinches - L



Style: pinch

Description: Nice round and comfortable pinches. The holds have a bit of incut so they also work as edges. Very versatile set.

Size: L

Rating: Moderate



Scandi Pinches - M



Style: pinch

Description: You'd love to squeeze these - wouldn't you? Nice round and comfortable pinches. The holds have a bit of incut so they also work as edges. Very versatile set.

Size: M

Rating: Moderate



Scandi Feet - Mini



Style: feet

Description: Smooth bolt-on foot holds for routes and boulders. Good enough for beginners to stand on but difficult enough so they can't be used as handholds.

Size: Feet

Rating: Medium



Scandi Feet - Nano



Style: feet

Description: Very small one screw foot holds with good edges. Small but relatively easy as long as you can keep the pressure on. Very good for developing foot technique. Absolute favourites at our home gym!

Size: Feet

Rating: Hard



Scandi Feet - Nano 2



Style: feet

Description: Very small one screw foot holds. Slightly bigger but slopier than Scandi nanos.

Size: Feet

Rating: Hard



Groovy

Groovy Bundle (PU)



Style: edge, slope

Description: All holds of Groovy product family. A good set for setting competition routes or training walls.

Includes the following sets:

- 2 x Groovy slopers Big (PU)
- 2 x Groovy slopers Medium (PU)
- Groovy edges Medium (PU)
- Groovy edges small (PU)

Size: S - Mega

Amount: 48 pcs

Rating: Hard



Groovy Slopers – Big



Style: slope

Description: Balls with the groove! Man, these are fun for dyno boulders! Know that micro-adjustment you make when you sense there's something more for the finger tips? Guaranteed with these holds. Biggie size: diameter 18 cm; heights 9.5 cm, 6 cm and 4 cm.

Size: XL- MEGA

Rating: Hard



Groovy Slopers – Medium



Style: slope

Description: Hand-sized grooved spheres. Simple but versatile shapes, as they serve as slopers, pinches, or even crimps depending on the angle of pull. Excellent for setting symmetric training sequences! Diameter: 12,5 cm. Heights: 6,5 cm, 5,5 cm and 4 cm.

Size: L-XL

Rating: Moderate



Groovy Edges - M



Style: edge, pich

Description: A system set of edges. Straight, concave or convex edge and multiple edge angles of each type. The holds look the same from below, so when climbing you never know what you're going to get. Perfect for on-sight competitions! Turn the art of routesetting into route-engineering!

Size: M

Rating: Moderate - Hard





Groovy Edges - S



Style: edge, pinch

Description: A system set of edges. Smaller and thinner than Groovy edges M. The holds look the same from below, so when climbing you never know what you're going to get. Perfect for on-sight competitions! Another great thing is that when setting, it's easy to adjust the difficulty of each move when you have different versions of the same hold.

Size: S

Rating: Hard



Specials

Three way - Big



Style: edge, pinch

Description: Long sloping edges or pinches. One of our favourite sets!

Size: M - XL

Rating: Moderate



Ice Cubes



Style: edge, pinch, in-cut, feet

Description: Versatile holds that can be used as hand and foot holds

Size: XS - S

Rating: Moderate



Valentine's



Style: edge, slope, pinch, feet

Description: It doesn't get much sweeter than this! Set a boulder route with 6 bolt-on holds and 3 screw-on holds.

Size: Feet - XL

Rating: Moderate, Hard



Grip Tape

Description: Revolutionize your routesetting with our color coded grip tapes. Use it on boxes or wall edges. When you add our colored grip tape to a new problem you do not mess up the existing ones. Very handy tool when setting for competitions.

Size: 18.3 m

Colors: Black, White, Yellow, Red, Blue, Fluoro Yellow





Contact:

sales@kitkaclimbing.com

www.kitkaclimbing.com

Follow us:

facebook.com/kitkaclimbing

twitter.com/KitkaClimbing

instagram.com/kitka_climbing